


# Superheat/Subcooling Calculator with Thermometer and P/T Chart (69196)



# YELLOW JACKET®

## OPERATING STEPS

1. Press the power button

2. Use the ▲ and ▼ to display the desired refrigerant

3. Press ENTER

### For SuperHeat or Low Side PT Data

Suction Line

Match low side manifold gauge reading (suction pressure)

“Super Heat”

### For SubCool or High Side PT Data

Liquid Line

Match high side manifold gauge reading (discharge pressure)

“Sub Cool”

4. Ensure proper temperature clamp location

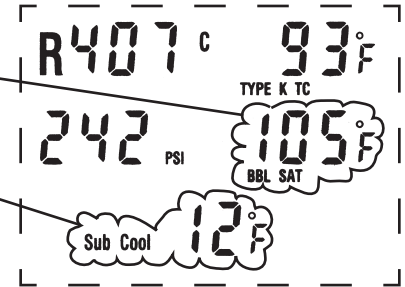
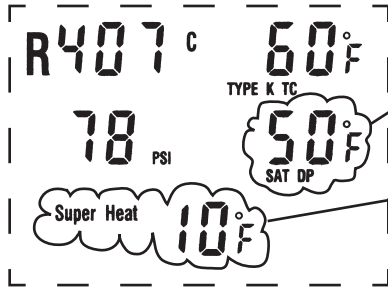
5. Enter the pressure value (▲▼). Press and hold for fast scrolling.

6. Set the mode - press (SH/SC) to change

7. Read the PT value result

8. Read the calculated SH or SC result

9. Return to Step 5 as the manifold gauge reading changes



**Note:** The unit will not display a negative superheat or subcool temperature. “--” will display instead. Make sure you have the proper temperature clamp location (Step 4) and the proper pressure value (Step 5).

## ADDITIONAL FUNCTIONS

### Hold Function

To freeze the thermocouple temperature reading, press HOLD. HOLD will blink under the thermocouple temperature reading. The pressure values can still be changed and the superheat or subcool values will update. The thermocouple can be unplugged from the unit and the temperature reading will remain. To unfreeze the thermocouple temperature, press HOLD again or turn the unit off.

### To Change Units

1. With the Superheat/Subcool Calculator off, press the POWER button.
2. Press and hold the UNITS button for two to three seconds until the current temperature unit is displayed.
3. Use ▲ or ▼ to select the desired temperature unit.
4. Press ENTER to save. The current pressure unit will be displayed.
5. Use ▲ or ▼ to select the desired pressure unit.
6. Press ENTER to save. The unit will return to normal operation.

### Replacement parts/accessories

- 69214 – 3’ clamp thermocouple probe
- 69217 – 10’ clamp thermocouple probe

Covered by a one year warranty from the date of sale.

### To Update the Refrigerant List

The 69196 is pre-loaded with the most common R-22 replacement refrigerants as well as other refrigerants commonly used in air conditioning and refrigeration. Other refrigerants can be added to the 69196. Information for doing so will be made available on the 69196 product page on [www.yellowjacket.com](http://www.yellowjacket.com).

Ritchie Engineering Co., Inc.  
YELLOW JACKET Products Division  
10950 Hampshire Avenue South  
Bloomington, MN 55438-2623  
(952)943-1333  
[www.yellowjacket.com](http://www.yellowjacket.com)